




First look at the mounting brackets within the absorber tubes.

Old Style Mounting Bracket	New Style Mounting Brackets
----------------------------	-----------------------------



Back of Cooling Unit





Back of Cooling Unit

If you have the New Style Mounting Brackets note the location of the Top Mounting Bracket, either:

Above the tube (this style has a heating element with a 45 degree bend).

Or below the tube (this style has a heating element with a 90 degree bend).



Close Up

